

# *Jubilee* *Platinum*

## **Reviewed provisional condensed consolidated financial statements**

**for the year ended 30 June 2012**

Registration number: 4459850  
Incorporated in England and Wales  
ISIN: GB0031852162  
JSE share code: JBL  
AIM share code: JLP  
(“Jubilee” or “the Company” or “the Group”)



**For further information, please contact:**

**Jubilee Platinum Plc**

Colin Bird/Leon Coetzer/Andrew Sarosi

Tel +44 (0) 20 7584 2155

Tel +27 (0) 11 465 1913/ +44 (0) 1752 221 937

**finnCap Limited**

Matthew Robinson/Rose Herbert – Corporate Finance

Joanna Weaving – Corporate broking

Tel +44 (0) 20 7600 1658

**Shore Capital Stockbrokers Limited (Joint Broker)**

Jerry Keen/Edward Mansfield

Tel +44 (0) 20 7408 4090

**Sasfin Capital**

Leonard Eiser/Sharon Owens

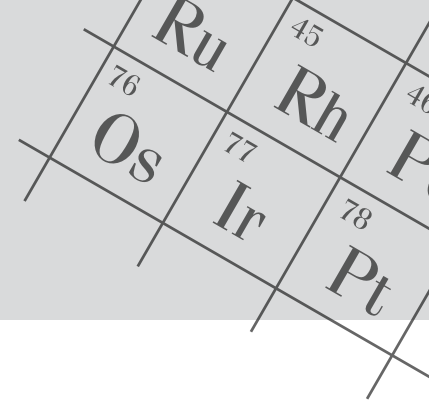
Tel +27 (0) 11 809 7500

**Bishopsgate Communications Ltd**

Nick Rome/Shabnam Bashir

Tel +44 (0) 20 7562 3350

# Highlights



The Board of Jubilee Platinum Plc, the AIM and JSE listed 'mine-to-metals' exploration and development company ("Jubilee" or "the Company" or "the Group"), is pleased to announce the results for the year ended 30 June 2012.

## HIGHLIGHTS IN THE PERIOD UNDER REVIEW

- Jubilee's subsidiary company, Tjate Platinum Corporation (Pty) Ltd ("Tjate"), submitted a mining right application for its flagship, Tjate Platinum Project, located in the Limpopo province of South Africa.
- Tjate received a ZAR75 million (£6,250 million) cash offer for the Quartzhill farm portion of the Tjate Platinum Project from a major mining company.
- Jubilee received a letter of intent from Northam Platinum Limited ("Northam") to include principles of financial terms for a ConRoast agreement.
- Jubilee was awarded the right to recover platinum group metals ("PGMs") and base metals from more than 800,000 tonnes of platinum-bearing chrome tailings on surface at the Dilokong Chrome Mine.
- The Company's subsidiary, Jubilee Smelting and Refining (Pty) Ltd's ("JSR") smelting operations at Middelburg, commenced hot commissioning of the new fully contracted arc furnace.
- Jubilee's 51% owned power-generating subsidiary, Power Alt (Pty) Ltd ("PowerAlt"), tendered to supply power to South Africa's national power generating company in order to further bolster the Company's revenue base.
- The Company continued testwork on its Leinster Nickel tailings project.

## HIGHLIGHTS POST THE PERIOD UNDER REVIEW

- The Tjate Board resolved to accept the ZAR75 million cash offer for the Quartzhill farm and to negotiate a formal sale agreement.
- The Company's Middelburg smelting operations continued to increase production, reaching a record 905 tonnes of alloy produced in July 2012, thereby achieving overall profitability of the operations for the month.
- PowerAlt was awarded the tender in August 2012 to supply power to South Africa's national power generating company and sale of electricity is expected to commence in October 2012, subject to National Energy Regulator of South Africa's ("NERSA") approval.
- The Company has entered into a binding memorandum of understanding ("MOU") to acquire an additional 19% interest in its 51% owned power generating company, PowerAlt, by way of cash (ZAR13,139,000) or issue of Jubilee ordinary shares of equivalent cash value at Jubilee's election, in three tranches.
- Jubilee has increased its interest to 100% in its subsidiary JSR – the holding company of its Middelburg smelting company RST Special Metals (Pty) Ltd ("RST") – via a claims settlement agreement with JSR's shareholders under the terms of its shareholders agreement.
- The Company entered into a binding and exclusive MOU to acquire for ZAR3,5 million either cash or issue of Jubilee Shares at the Company's discretion, a 51% interest in a fully BEE empowered entity, which holds the prospecting rights for PGMs on a portion of a farm located in the western Bushveld of South Africa. The farm includes a PGM-bearing chromite tailings dump estimated to contain a minimum of 500,000 tonnes of material.
- The Company's subsidiary, Braemore Platinum Smelters (Pty) Ltd ("Braemore"), entered into an agreement, which provides an exclusive option to purchase platinum-bearing surface assets existing on various mining claims in Zimbabwe.
- Jubilee was awarded an engineering contract to the value of USD298,350 by an established platinum company to incorporate the ConRoast process as part of their overall project feasibility study.
- In Madagascar, Jubilee entered into a farm-in agreement with IPR Ltd ("IPR") in August 2012, granting IPR the right to prospect for iron ore on the Company's Ambodilafa concession. This agreement permits exploration and drilling on the Ambodilafa project to continue without funding from Jubilee. Jubilee retains all existing rights to the PGMs and non-iron ore commodities under the agreement.



# Chairman's report

## **Dear Shareholder,**

Jubilee Platinum Plc made significant progress in its strategy of building a mine-to-metals company during the financial year under review. Jubilee has continued to grow its revenue base with the commissioning of a fully contracted arc furnace. Jubilee is increasing its access to on-surface platinum containing material through the successful tender to process the Dilokong Chrome tailings material. The Company's results highlight the growth in revenue post the commissioning and continued ramp-up of the new furnace at the Middelburg smelter operations.

The key challenges faced by Jubilee remain external and are not confined to Jubilee or indeed the resource sector. Specific to the South African platinum industry are the problems of poor demand for platinum, high labour costs and strikes, community dissatisfaction and difficult technical conditions.

Jubilee, to a large extent, has avoided these problems and our dump and small mining strategy gives us many advantages within this sector. ConRoast technology unlocks most of these advantages since our ability to handle PGM concentrates with high chrome makes us unique in the industry. Similarly, we do not employ a large workforce thereby reducing our risk to complex labour management issues and potential strikes.

During the period under review, we have acquired the PGM processing rights to a large surface tailings dam, advanced our smelter division to profitability and applied for a mining right for the Tjate Platinum Project. Discussions against our memorandum of understanding with Northam continue and numerous surface material and dump opportunities are being presented and evaluated.

The Company's corporate structure has been restructured to allow its subsidiaries to project finance each operating unit either by conventional loans or our preferred route, the accommodation of a strategic investor. The Company is in discussions with several financial institutions for project financing packages in each subsidiary; the objective being to drive growth in its projects and reduce reliance on issuing of Jubilee shares.

Platinum as a precious metal has developed a price link to gold, but unlike the last decade has failed to maintain a 15 to 20% premium against that metal. The Board believes the current gold prices are a speculative distraction from the platinum supply/demand fundamentals, which are being neglected. The Board believes that modest global industrial growth will lead to shortages of platinum and commentators suggesting oversupply have simply got it wrong. Modest demand will put a focus on the various problems facing the South African platinum industry and we expect considerable platinum price gains before the calendar year-end. Our strategy of low cost operations focused on platinum-bearing chrome and already mined dumps should allow us to take advantage of any upsurge in the price of platinum.

The Group's revenue up to December 2011 equalled £1,316 million and £3.725 million for the full period to June 2012. The loss for the year after taxation was £8,384,000 (2011: £7,589,000) of which £2,902,000 (2011: £2,499,000) relates to depreciation and amortisation. The Group's loss per share was 2.61 pence (2011: 2.67 pence). A share-based payment charge of (£275,000) (2011: £766,000) is included in the Group statement of comprehensive income.

I would like to thank my fellow directors, management and employees for their outstanding efforts in yet another difficult year.

**Colin Bird**

*Non-executive Chairman*

27 September 2012

# Independent review report of the provisional condensed consolidated financial statements

for the year ended 30 June 2012

## TO THE SHAREHOLDERS OF JUBILEE PLATINUM PLC

### Introduction

We have reviewed the accompanying condensed consolidated statement of financial position of Jubilee Platinum Plc as at 30 June 2012 and the related provisional condensed consolidated statements of comprehensive income, changes in equity and cash flows for the year ended 30 June 2012. Management is responsible for the preparation and presentation of these provisional condensed consolidated financial statements. These provisional condensed consolidated financial statements for the year ended 30 June 2012 have been prepared in accordance with the Group's accounting policies and contain the information required by IAS 34. They comply with the framework concepts and the measurement and recognition requirements of International Financial Reporting Standards ("IFRS"), the AC 500 standards as issued by the Accounting Standards Board and its successor and the JSE Listings Requirements. Our responsibility is to express a conclusion on these provisional condensed consolidated financial statements based on our review.

### Scope of review

We conducted our review in accordance with International Standard on Review Engagements 2410, "Review of Interim Financial Information Performed by the Independent Auditor of the Entity." A review of the provisional condensed consolidated financial statements consists of making inquiries, primarily of persons responsible for financial and accounting matters and applying analytical and other review procedures. A review is substantially less in scope than an audit conducted in accordance with International Standards on Auditing and consequently does not enable us to obtain assurance that we would become aware of all significant matters that might be identified in an audit. Accordingly, we do not express an audit opinion.

### Conclusion

Based on our review, nothing has come to our attention that causes us to believe that the accompanying provisional condensed consolidated financial statements is not prepared, in all material respects, in accordance with the Group's accounting policies and contain the information required by IAS 34. They comply with the framework concepts and the measurement and recognition requirements of IFRS, the AC 500 standards as issued by the Accounting Standards Board and its successor and the JSE Listings Requirements.

### Emphasis of matter

In forming our review opinion on the provisional condensed consolidated financial statements, we have considered the adequacy of the disclosures made in the notes to the provisional condensed consolidated financial statements concerning the Group's ability to continue as a going concern. The Group is reliant on its ability to successfully raise further financing to fund future working capital and development needs. Although the directors are confident of being able to obtain further sources of funding, this cannot be guaranteed and indicates the existence of a material uncertainty, which casts significant doubt on the Group's ability to continue as a going concern. The provisional consolidated condensed financial statements do not include the adjustments that would result if the Group were unable to continue as a going concern.

### BDO South Africa Incorporated

Registered Auditors

Per: Ursula van Eck

Partner

27 September 2012

22 Wellington Road

Parktown

2193

South Africa



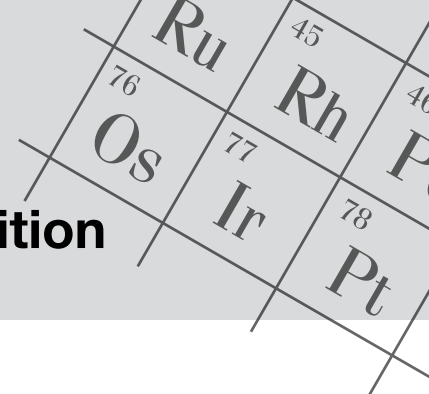
# Reviewed provisional condensed consolidated statement of comprehensive income

for the year ended 30 June 2012

	Notes	Reviewed June 2012 £'000	Audited June 2011 £'000
Revenue	4	3,725	5,503
Cost of sales		(3,532)	(5,241)
		193	262
Other income		500	–
Administrative expenses		(9,001)	(6,772)
<b>Operating loss</b>		<b>(8,308)</b>	(6,510)
Finance income		249	149
Finance cost		(583)	(648)
<b>Loss before tax expense</b>		<b>(8,642)</b>	(7,009)
Tax		258	(580)
<b>Loss for the year</b>		<b>(8,384)</b>	(7,589)
<b>Other comprehensive loss</b>			
Exchange (loss)/gain on translation of foreign subsidiaries		(6,846)	4,116
Total comprehensive loss for the year		<b>(15,230)</b>	(3,473)
<b>Loss attributable to:</b>			
Equity shareholders		(7,290)	(6,821)
Non-controlling interest		(1,094)	(768)
		<b>(8,384)</b>	(7,589)
<b>Total comprehensive loss attributable to:</b>			
Equity shareholders		(14,136)	(2,705)
Non-controlling interest		(1,094)	(768)
		<b>(15,230)</b>	(3,473)
<b>Loss per share</b>			
Basic loss per share (pence)	5	(2,61)	(2,67)
Diluted loss per share (pence)	5	(2,52)	(2,62)

# Reviewed provisional condensed consolidated statement of financial position

as at 30 June 2012



	Notes	Reviewed June 2012 £'000	Audited June 2011 £'000
<b>ASSETS</b>			
<b>Non-current assets</b>			
Intangible assets		81,917	88,222
Property, plant and equipment		11,878	15,360
<b>Total non-current assets</b>		<b>93,795</b>	103,582
<b>Current assets</b>			
Trade and other receivables		1,413	3,121
Inventory		256	830
Cash and cash equivalents		1,063	2,007
<b>Total current assets</b>		<b>2,732</b>	5,958
<b>TOTAL ASSETS</b>		<b>96,527</b>	109,540
<b>LIABILITIES</b>			
<b>Non-current liabilities</b>			
Other financial liabilities		(1,164)	(2,504)
Deferred tax		(17,502)	(17,721)
<b>Total non-current liabilities</b>		<b>(18,666)</b>	(20,225)
<b>Current liabilities</b>			
Loans from related parties		(2,164)	(1,280)
Trade and other payables		(1,526)	(2,575)
Deferred income		(202)	–
Other financial liabilities		(873)	(981)
Tax payable		(483)	(625)
<b>Total current liabilities</b>		<b>(5,248)</b>	(5,461)
<b>TOTAL LIABILITIES</b>		<b>(23,914)</b>	(25,686)
<b>NET ASSETS</b>		<b>72,613</b>	83,854
Share capital	6	2,881	2,565
Share premium		61,543	57,595
Merger reserve		23,184	23,184
Share-based payments reserve		4,896	5,171
Currency translation reserve		7,657	14,503
Retained deficit		(28,347)	(21,057)
<b>TOTAL EQUITY</b>		<b>71,814</b>	81,962
<b>Equity interest of non-controlling interests</b>		<b>799</b>	1,892
<b>NET EQUITY</b>		<b>72,613</b>	83,854



# Reviewed provisional condensed consolidated statement of cash flows

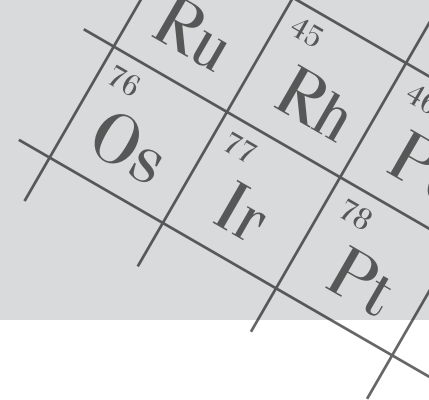
for the year ended 30 June 2012

Notes	Reviewed 2012 £'000	Audited 2011 £'000
<b>Cash flows from operating activities</b>		
Loss for the year before taxation	(8,642)	(7,009)
Adjustments for:		
Finance income	(249)	(149)
Finance expense	583	648
Depreciation	1,750	1,278
Share-based payment	(275)	766
Amortisation of intangibles	1,152	1,221
<b>Operating loss before working capital changes</b>	<b>(5,681)</b>	<b>(3,245)</b>
<b>Working capital changes</b>	<b>1,233</b>	<b>(3,660)</b>
(Increase)/decrease in inventory	574	(148)
(Increase)/decrease in receivables	1,708	(2,191)
(Decrease)/increase in payables	(1,049)	(1,321)
<b>Cash generated by operations</b>	<b>(4,448)</b>	<b>(6,905)</b>
Interest received	249	–
Interest paid	(583)	–
Taxation paid	(103)	–
<b>Net cash inflow from operating activities</b>	<b>(4,885)</b>	<b>(6,905)</b>
<b>Cash flows from investing activities</b>		
Acquisition of subsidiary, net of cash acquired	–	(6,578)
Funding of deposit account for business combination	–	7,652
Purchase of intangible fixed assets	(80)	(2,284)
Purchase of property, plant and equipment	(713)	(1,472)
<b>Net cash used in investing activities</b>	<b>(793)</b>	<b>(2,682)</b>
<b>Cash flows from financing activities</b>		
Issue of shares	4,422	–
Issue costs	(158)	–
Deferred income	202	–
Loans advanced from related parties	884	–
Repayment of other financial liabilities	(1,448)	–
Acquisition of non-controlling interest	–	(1,640)
<b>Net cash generated from financing activities</b>	<b>3,902</b>	<b>(1,640)</b>
<b>Net (decrease)/increase in cash and cash equivalents</b>	<b>(1,776)</b>	<b>(11,227)</b>
<b>Cash and cash equivalents at beginning of the year</b>	<b>2,007</b>	<b>12,997</b>
<b>Effects of foreign exchange on cash and cash equivalents</b>	<b>832</b>	<b>237</b>
<b>Cash and cash equivalents at the end of the year</b>	<b>1,063</b>	<b>2,007</b>



# Reviewed provisional condensed consolidated statement of changes in equity

for the year ended 30 June 2012



Group	Share capital £'000	Share premium £'000	Merger reserve £'000	Share-based payment reserve £'000	Currency translation reserve £'000	Retained deficit £'000	Non-controlling interest £'000	Total equity £'000
<b>Balance at 1 July 2010</b>	2,545	56,977	23,184	3,005	10,387	(12,948)	–	83,150
Issue of share capital	20	618	–	–	–	–	–	638
Share-based payment charge	–	–	–	766	–	–	–	766
Deferred consideration transferred	–	–	–	1,400	–	–	–	1,400
Total comprehensive loss for the year	–	–	–	–	4,116	(6,821)	(768)	(3,473)
Acquisition of subsidiary	–	–	–	–	–	–	3,012	3,012
Acquisition of non-controlling interest	–	–	–	–	–	(1,288)	(352)	(1,640)
<b>Balance at 30 June 2011</b>	2,565	57,595	23,184	5,171	14,503	(21,057)	1,892	83,854
Issue of share capital	316	4,106	–	–	–	–	–	4,422
Share issue costs	–	(158)	–	–	–	–	–	(158)
Share-based payment charge	–	–	–	(275)	–	–	–	(275)
Total comprehensive loss for the year	–	–	–	–	(6,846)	(7,290)	(1,094)	(15,230)
<b>Balance at 30 June 2012</b>	2,881	61,543	23,184	4,896	7,657	(28,347)	799	72,613



# Notes to the financial statements

for the year ended 30 June 2012

## 1. Basis of preparation

These reviewed provisional condensed consolidated financial statements for the year ended 30 June 2012 have been prepared in accordance with the Group's accounting policies and contain the information required by IAS 34. They comply with the framework concepts and the measurement and recognition requirements of International Financial Reporting Standards ("IFRS"), the AC 500 standards as issued by the Accounting Standards Board and its successor and the JSE Listings Requirements.

The accounting policies adopted are consistent with those applied in the preparation of the audited annual financial statements for the year ended 30 June 2011.

## 2. Going concern

The financial period under review reflects a challenging financial period, which included the construction, commissioning and slow ramp-up of the new arc furnace at the Middelburg smelter operations. The post year-end results indicate an increase in revenues and reduced operational losses for the period following the commissioning and ramp-up of the new arc furnace. The overall net loss after tax for the full period under review was £8,384 million, which includes £2,902 million in depreciation and amortisation charges. The directors have prepared cash flow forecasts which indicate that the Company will require additional funding within the next 12 months in order to meet its commitments as they fall due and to continue funding the expenditure required to progress projects with near term cash generation potential.

The Board believes that it will be able to obtain further funding needed beyond that of the USD2 million standby equity distribution agreement ("SEDA"), which will allow it to seek potential acquisition opportunities in near term mining projects and in support of the overall business. The Board remain confident that they retain the continued support from its major shareholders to provide additional funding should other sources not be forthcoming. However, the directors appreciate that this lack of formal agreements mean there can be no certainty that the additional funding will be secured within the necessary timescale. Nevertheless, with the expectation of the Company formally agreeing new funding from its major shareholders and other financial investors, the directors have a reasonable expectation that the Company has adequate resources to continue trading for the foreseeable future and have therefore concluded that it is appropriate to prepare the financial statements on a going concern basis.

These conditions indicate the existence of a material uncertainty, which may cast doubt about the Company's ability to continue as a going concern. The financial statements do not include the adjustments that would result if the Company was unable to continue as a going concern.

## 3. Dividend

No dividends were declared.

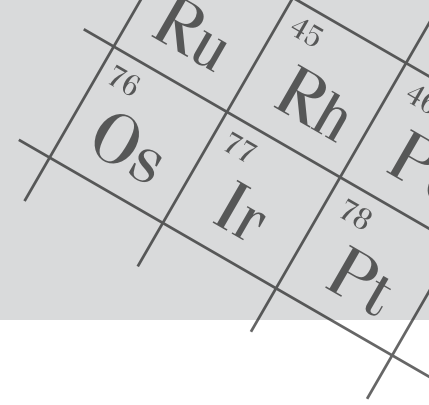
## 4. Segment analysis

The Group's operations span five countries, South Africa, Australia, Madagascar, Mauritius and the United Kingdom within two regional segments. There is no difference between the accounting policies applied in the segment reporting and those applied in the Group financial statements.

In the opinion of the directors, the operations of the Group companies comprise five reporting segments, being:

- evaluation and development of PGM smelters utilising exclusive commercialisation rights of the ConRoast smelting process, located in South Africa ("evaluation and development");
- evaluation of the reclamation and processing of sulphide nickel tailings at Leinster in Australia ("nickel tailings");
- development of Platinum Group Elements ("PGEs") and associated metals ("PGE development") in South Africa;
- Base metal smelting; and
- Electricity generation.

The Parent Company operates a head office based in the United Kingdom, which incurred certain administration and corporate costs.



#### 4. Segmental analysis (continued)

	South Africa Evaluation and develop- ment Year ended 30 June 2012 £'000	Australia Nickel tailings Year ended 30 June 2012 £'000	South Africa PGE develop- ment Year ended 30 June 2012 £'000	South Africa Base metal smelting Year ended 30 June 2012 £'000	South Africa Electricity generation Year ended 30 June 2012 £'000	<b>Total segments Year ended 30 June 2012 £'000</b>	Other operations Year ended 30 June 2012 £'000	<b>Total Year ended 30 June 2012 £'000</b>
Total revenues	604	–	–	5,369	2,397	<b>8,370</b>	–	<b>8,370</b>
Inter-company revenue	–	–	–	(2,248)	(2,397)	<b>(4,645)</b>	–	<b>(4,645)</b>
Revenue from external customers	604	–	–	3,121	–	<b>3,725</b>	–	<b>3,725</b>
Profit/(loss) before taxation	(4,714)	66	(3,712)	(6,509)	1,190	<b>(13,679)</b>	(1,524)	<b>(15,203)</b>
Taxation	–	–	(6)	525	(261)	<b>258</b>	–	<b>258</b>
Loss after taxation	(4,714)	66	(3,718)	(5,983)	928	<b>(13,421)</b>	(1,524)	<b>(14,945)</b>
Interest received	10	–	–	–	231	<b>242</b>	8	<b>249</b>
Interest paid	–	–	–	(243)	(340)	<b>(583)</b>	–	<b>(583)</b>
Depreciation and Amortisation	(1,163)	–	(10)	(1,250)	(539)	<b>(2,962)</b>	(1)	<b>(2,963)</b>
Total assets	20,037	9,074	50,438	11,027	4,396	<b>94,972</b>	1,556	<b>96,528</b>
Total liabilities	(269)	(11)	(40)	(18,360)	(5,142)	<b>(23,822)</b>	(92)	<b>(23,914)</b>

# Notes to the financial statements

for the year ended 30 June 2012

## 4. Segmental analysis (continued)

Certain of the Group's major customers account for a significant portion of the Group's revenue (more than 10%). Accordingly there is a concentration of credit risk in this regard. The directors consider the customers to be of good quality.

	South Africa Evaluation and develop- ment Year ended 30 June 2011 £'000	Australia Nickel tailings Year ended 30 June 2011 £'000	South Africa PGE develop- ment Year ended 30 June 2011 £'000	South Africa Base metal smelting Year ended 30 June 2011 £'000	South Africa Electricity generation Year ended 30 June 2011 £'000	<b>Total segments Year ended 30 June 2011 £'000</b>	Other operations Year ended 30 June 2011 £'000	<b>Total Year ended 30 June 2011 £'000</b>
Total revenues	-	-	2,515	4,404	1,890	<b>8,809</b>	-	<b>8,809</b>
Inter-company revenue	-	-	-	(1,416)	(1,890)	<b>(3,306)</b>	-	<b>(3,306)</b>
Revenue from external customers	-	-	2,515	2,988	-	<b>5,503</b>	-	<b>5,503</b>
Loss before taxation	(482)	-	(1,451)	(3,608)	288	<b>(5,253)</b>	(1,756)	<b>(7,009)</b>
Taxation	-	(24)	-	(419)	(136)	<b>(579)</b>	(1)	<b>(580)</b>
Loss after taxation	(482)	36	(1,451)	(4,027)	92	<b>(5,832)</b>	(1,757)	<b>(7,589)</b>
Interest received	-	-	68	-	9	<b>77</b>	72	<b>149</b>
Interest paid	-	-	-	(4)	(643)	<b>(647)</b>	-	<b>(647)</b>
Depreciation and Amortisation	(11)	(6)	(1,168)	(1,090)	(216)	<b>(2,491)</b>	(8)	<b>(2,499)</b>
Total assets	50,364	26,163	11,851	12,076	6,560	<b>107,014</b>	2,526	<b>109,540</b>
Total liabilities	(131)	(3)	(310)	(2,959)	3,932	<b>(7,335)</b>	(18,350)	<b>25,685</b>

## 5. Loss per share and headline loss per share

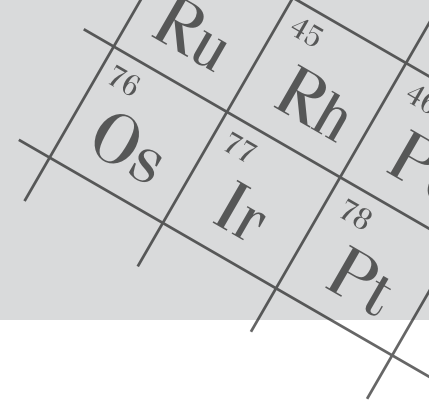
The loss for the year attributable to equity shareholders is £7,29 million (2011: loss £6,8 million) and the weighted average number of ordinary shares in issue is calculated to be 279,146,630 (2011: 255,835,000).

The fully diluted loss per share is based on the loss for the financial year divided by the weighted average number of shares in issue during the year including potential shares in the companies share based payment scheme being 288,921,630 (2011: 265,610,000) which are in the money at year end.

	<b>2012 £'000</b>	2011 £'000
Ordinary shares (weighted average)	<b>279,147</b>	255,835
Effect of options issued at fair value (weighted average)	<b>9,775</b>	9,775
	<b>288,921</b>	265,610

There were no reconciling items between the Company's loss and headline loss during the year (2011: nil).

Basic loss per share (pence)	<b>(2,61)</b>	(2,67)
Diluted loss per share (pence)	<b>(2,52)</b>	(2,62)
Headline loss per share (pence)	<b>(2,61)</b>	(2,67)



## 6. Share capital

	Group	
	2012 £'000	2011 £'000
<b>Authorised</b>		
500,000,000 ordinary shares of 1 pence each	<b>5,000</b>	5,000
<b>Allotted, called up and fully paid</b>		
288,121,806 ordinary shares of 1 pence each (2011: 256,536,092)	<b>2,881</b>	2,565

During the period the Company issued the following ordinary 1 pence shares:

Date	Issue price	Number of shares	Nominal value £'000
<b>1 July 2010</b>	<b>Opening balance</b>	<b>254,463,290</b>	<b>2,545</b>
17 August 2010	Acquisition of preference shares in Kplats at 30,5 pence per share	850,798	8
22 December 2010	CVMR feasibility study at 31 pence per share	1,222,004	12
<b>30 June 2011</b>	<b>Closing balance</b>	<b>256,536,092</b>	<b>2,565</b>
13 October 2011	Placing of shares at 14 pence per share	31,585,714	316
<b>30 June 2012</b>	<b>Closing balance</b>	<b>288,121,806</b>	<b>2,881</b>

## 7. Post balance sheet events

### Cash Offer for Tjate's Quartzhill farm

The Tjate Board resolved to accept a ZAR75 million (£6,250 million) cash offer for the Quartzhill farm of its Tjate Platinum Project. The negotiation for a formal sale agreement is still in progress.

### Dilakong awards chrome tailings tender

Jubilee commissioned a drilling company to establish the detailed PGM and base metal deposition in the Dilokong Chrome mine tailings dam. The surface stocks are estimated to contain up to 800,000 tonnes of platinum containing material. The drilling was concluded at the end of August 2012 producing 90 samples and is currently being analysed for both PGM and base metal content. Jubilee plans to upgrade the PGM's in the surface material at the Dilokong mine at a rate of 240,000 tonnes per year prior to beneficiating the PGM's and base metals in its existing smelting process.

### Power supply contract awarded

PowerAlt's tender to supply unutilised power capacity to South Africa's national power generation company was awarded in August 2012, subject to NERSA approval. The commencement of the supply of power from October 2012 will further bolster the Company's revenue base.

### PowerAlt (Pty) Ltd additional shares negotiation

The Company has successfully concluded negotiations to increase its interest in PowerAlt to 70% subject to approval from the project finance.

### Acquisition of Jubilee Smelting and Refining Proprietary Limited

Jubilee has increased its interest to 100% in its subsidiary Jubilee Smelting and Refining (Pty) Ltd ("JSR"), the holding company of its Middelburg smelting company RST Special Metals (Pty) Ltd ("RST") via a claims settlement agreement with JSR's shareholders under the terms of its shareholders agreement.



# Notes to the financial statements

for the year ended 30 June 2012

## 7. Post balance sheet events (continued)

### Western Bushveld

The Company entered into a binding and exclusive MOU to acquire a 51% interest, for ZAR3,5 million cash, in a fully BEE empowered entity, which holds the prospecting rights for PGMs on a portion of a farm located in the western Bushveld of South Africa. The farm includes a PGM-bearing chromite tailings dump estimated to contain a minimum of 500,000 tonnes of material.

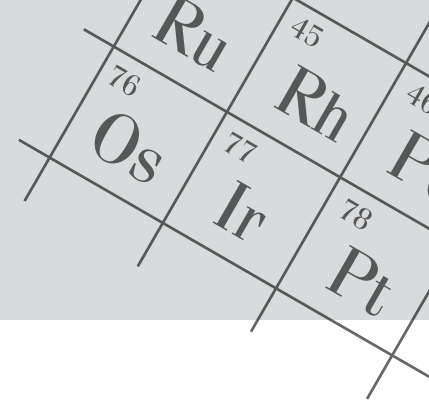
### Surface material in Zimbabwe

The Company's subsidiary Braemore Platinum Smelters (Pty) Ltd entered into an agreement, which provides an exclusive option to purchase platinum-bearing surface assets existing on various mining claims in Zimbabwe.

### Farm-in agreement Indian Pacific Resources Limited (Madagascar)

Jubilee entered into a farm-in agreement on 24 August 2012 with unlisted Indian Pacific Resources Limited ("IPR") to explore the potential iron ore opportunity identified by both the Company and IPR on Jubilee's Ambodilafa concession in Madagascar. IPR is to farm-in in stages up to a 90% interest in all commodities ("the commodities") other than platinum group metals and metals that are traded on the London Metals Exchange and chrome ("other commodities"). IPR will spend USD3 million over 42 months. At each earn-in stage the Company has the option to follow its position. If IPR discovers other commodities in the area, the Company, as owner will have the option to farm-in to the other commodities on the same farm-in terms as IPR has for the commodities.

# Corporate information



## **Registered office:**

Stoney Ridge Office Park  
Cnr Witkoppen and Waterford Place  
Kleve Hill Park  
Paulshof  
2128

## **Transfer secretaries:**

Computershare Investor Services (Pty) Limited  
70 Marshall Street  
Johannesburg  
2001  
PO Box 61051  
Marshalltown  
2107

## **Executive directors:**

L Coetzer (Chief Executive Director)  
E Victor  
A Sarosi

## **Non-executive directors:**

C Bird (Chairman)  
Dr M Phosa  
C Molefe

## **Company Secretary:**

Capita Company Secretarial Services  
Ground Floor  
17-19 Rochester Row  
London SW1P 1QT 3350

Fusion Corporate Secretarial Services (Pty) Ltd  
(Represented by Melinda van den Berg)

